

Point of Sale System in PHP using CodeIgniter 4

Submitted by [oretnom23](#) on Wednesday, June 22, 2022 - 17:38.

The screenshot displays the 'POS' (Point of Sale) interface. At the top, there is a navigation bar with links: POS - CM, Home, Products, POS, Transactions, Users, and a user profile dropdown for 'Administrator'. The main content area is titled 'POS' and contains an 'Add Product' section with a 'Choose Product' dropdown (showing 'Please Select Here') and an 'Add Item' button. Below this is a table with columns: QTY, Product, Unit Price, and Total. The table contains three rows of items:

QTY	Product	Unit Price	Total
1	1002 - Product 102	150.00	150.00
2	1006 - Product 106	205.25	615.75
4	1005 - Product 105	60.50	242.00

Below the table, a yellow box highlights the 'Total Amount' as 1,007.75. At the bottom, there are input fields for 'Customer name' (containing 'Mark Cooper') and 'Tendered Amount' (containing '1100'). The 'Change' is calculated as 92.25. A 'Save Transaction' button is located at the bottom right.

Introduction

This simple project is a **Point Sale System**. This is a web-based application project developed in **PHP**, **CodeIgniter 4 Framework**, and **MySQL Database**. This project's main goal is to provide an automated and online **POS (Point of Sale)** platform for a certain shop or store. This allows the Shop to easily store, retrieve, and manage their daily transaction records. It has a pleasant user interface with the help of **Bootstrap 5 Framework** to give the end-users a better experience while using the application. It consists of user-friendly features and functionalities.

About the Point of Sale System

This project was developed using the following:

- [XAMPP](#)
- **PHP version >= 8**
- **MySQL Database**
- **CodeIgniter 4 Framework**
- **HTML**
- **CSS**
- **JavaScript**
- **jQuery**
- **Ajax**
- **Bootstrap Framework**

This **Point of Sale System Project** is only accessible to the **Point of Sale System**. It requires the management to log in their valid system credentials in order to gain access to the features and functionalities of the system. The users can manage the list of products that are available in the shop. They can add new, edit, and delete products to the system. In this system, the user can store the records of the customer transactions. On creating a new transaction, users can simply list all the items or products the customer desired to purchase. The system automatically

computes the total payable amount of the customer each time the user adds a new item, changes the item quantity, and removes the item from the list. The system will prevent the user to save transactions without at least 1 product or item listed. It also stops the process if the tendered amount is invalid or less than the total amount of the transactions. All the transactions are listed on the "Transaction Page" where users can delete and view the transaction details.

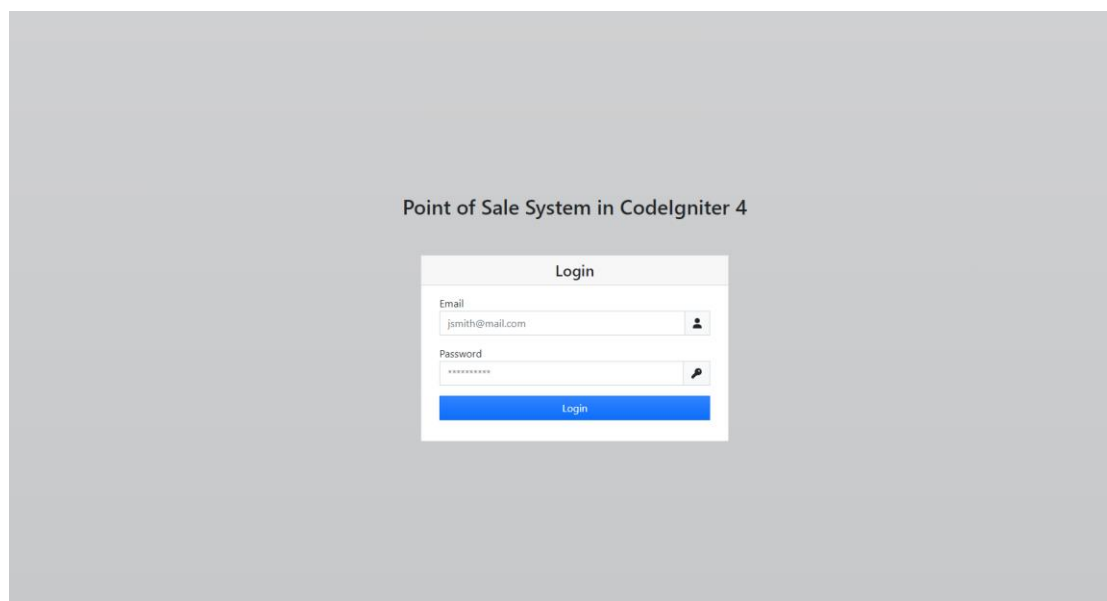
Features

- **Login**
- **Home Page**
- **Product Management**
 - Add New Product
 - List All Products
 - Edit Product Details
 - Delete Product
- **Transaction Management**
 - Add New Transaction
 - List All Transactions
 - View Transaction Details
 - Delete Transaction
- **Users Management**
 - Add New Users
 - List All Users
 - Update User Credential
 - Delete Users
- **Update Account Details/Credentials**
- **Logout**

The source code was developed only for educational purposes only. You can download the source code for free and modify it the way you wanted.

System Snapshots of some Features

Login Page



Product List





















POS - C14

HomeProductsPOSTransactionsUsers

Administrator

List of Products

Add Product

#	Code	Product	Description	Price	Action
1	1001	Product 101	Sample Product #101	55.50	 
2	1002	Product 102	Sample Product #102	150.00	 
4	1004	Product 104	Sample Product #104	23.50	 
5	1005	Product 105	Sample Product #105	60.50	 
6	1006	Product 106	Sample Product #106	205.25	 
7	1007	Product 107	Sample Product #107	45.00	 
8	1008	Product 108	Sample Product #108	75.23	 
9	1009	Product 109	Sample Product #109	106.55	 
10	1010	Product 110	Sample Product #110	375.50	 
11	1011	Product 111	Sample Product #111	87.45	 

12

Showing 1-10 Result out of 16

Transaction Form Page

POS - C14

HomeProductsPOSTransactionsUsers

Administrator




POS

Add Product

Choose Product

Please Select Here

Add Item

	QTY	Product	Unit Price	Total
	1	1002 - Product 102	150.00	150.00
	3	1006 - Product 106	205.25	615.75
	4	1005 - Product 105	60.50	242.00

Total Amount

1,007.75

Customer name

Mark Cooper

Tendered Amount

1100

Change: 92.25

Save Transaction







Transaction List

POS - C14

HomeProductsPOSTransactionsUsers

Administrator

List of Transactions

#	Date/Time	Code	Customer	Items	Total Amount	Action
1	2022-06-22 04:42 PM	2022062200001	Mark Cooper	4	505.50	 
2	2022-06-22 04:43 PM	2022062200002	Samantha	12	1,285.00	 
4	2022-06-22 05:11 PM	2022062200003	Mark Cooper	8	1,007.75	 

1

Showing 1-3 Result out of 3

Transaction Details Page

POS - C14

Home

Products

POS

Transactions

Users

Administrator

Transaction Details of 2022062200003

← Back to List

Transaction Code: 2022062200003

Transaction Date/Time: June 22, 2022 05:11 PM

Customer: Mark Cooper

Purchased Products

Qty	Product	Unit Price	Total
1	1002-Product 102	150.00	150.00
3	1006-Product 106	205.25	615.75
4	1005-Product 105	60.50	242.00
Total Amount			1,007.75
Tendered Amount			1,100.00
Change			92.25

How to Run ??

Requirements

- **Download** and **Install** any **local web server** such as **XAMPP**.
- **Download** the provided source code **zip** file. (*download button is located below*)

System Installation/Setup

1. **Open** your **XAMPP Control Panel** and start **Apache** and **MySQL**.
2. **Extract** the **downloaded source code zip file**.
3. **Copy** the extracted source code folder and **paste** it into the **XAMPP's "htdocs" directory**.
4. **Browse** the **PHPMyAdmin** in a **browser**. i.e. **http://localhost/phpmyadmin**
5. **Create** a **new database** naming **pos_db**.
6. **Import** the provided **SQL** file. The file is known as **pos_db.sql** located inside the **database** folder.
7. **Browse** the **Point of Sale System** in a **browser**. i.e. **http://localhost/ci4_pos**.

Default Access:

Email: **admin@mail.com**
Password: **admin123**

That's it. You can now explore the features and functionalities of this **Point of Sale System** in **PHP** using **CodeIgniter 4 Framework**. I hope this will help you with what you are looking for and you'll find something useful for your future projects.